Public Safety

F-HP270-F

High Pass Filter

V. 1 22/08/14



UHF high pass filter 270-1000MHz
Low insertion loss
High out of band rejection

The F-HP270-F offers an ideal solution for protecting UHF transmitters from out of band interference. The F-HP270-F can be used with the F-LP210-F to protect co-located VHF / UHF systems from interfering with each other if this is a concern.

The filter has very low insertion loss characteristics combined with exceptional out of band rejection which exceeds -60dB across the critical VHF frequencies 136-174MHz.

The filter is compact enough to locate in a vehicle headliner and is fitted with FME (m) connectors.

Technical Drawing

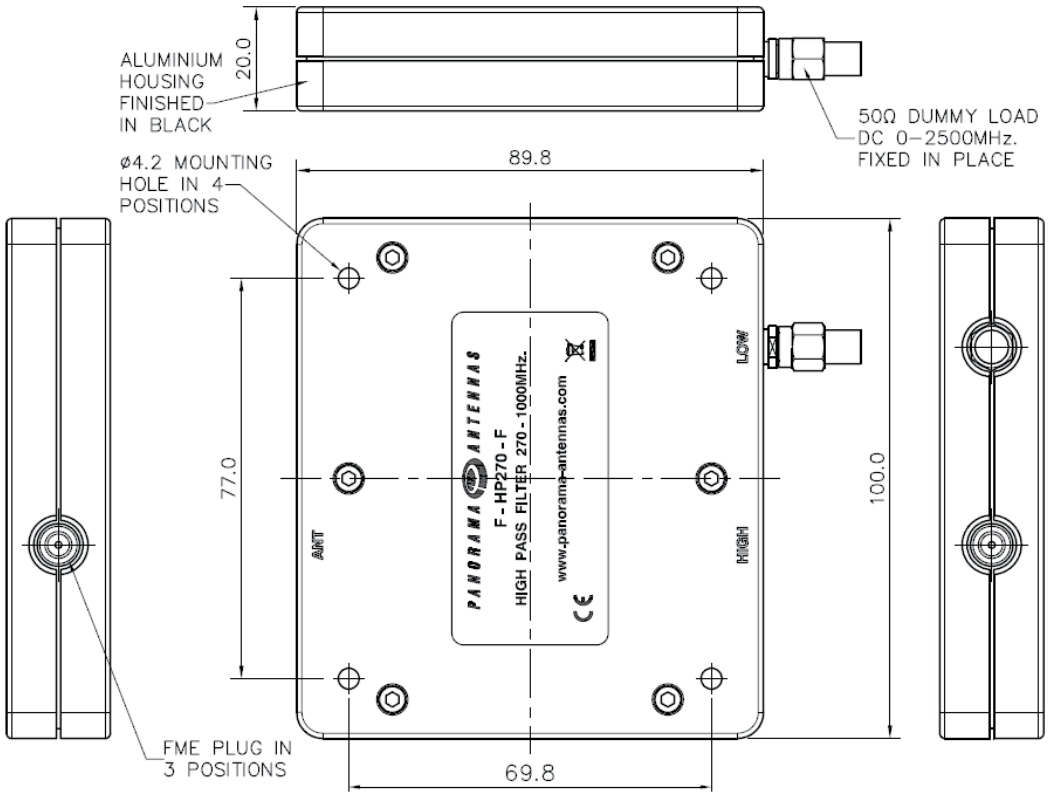

Public Safety

F-HP270-F

High Pass Filter

Typical Insertion Loss

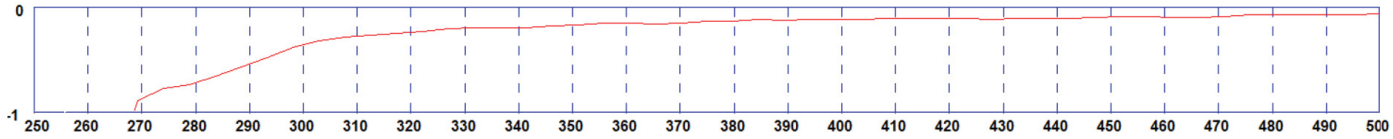

Typical Out Of Band Attenuation

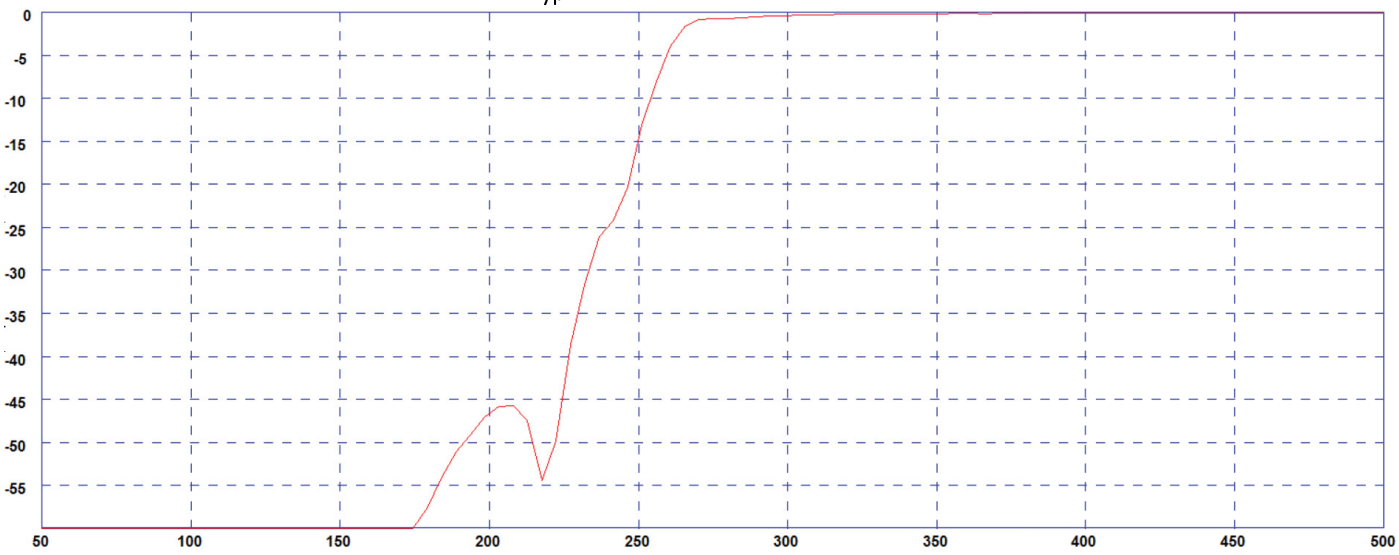

Part No.		
		F-HP270-F
Electrical Data		
Frequency pass range (MHz)		270-1000
Max. in-band insertion loss	270-1000MHz	< 0.8dB
	380- 430MHz	< 0.2dB
Min. out of band attenuation (dB)	0-210MHz	> -45dB
	136-174MHz	> -60dB
Typical VSWR		<1.5:1
Maximum input power		50 Watts
Mechanical Data		
Dimensions (mm)	Length	100 (3.94”)
	Width	90 (3.54”)
	Diameter	20 (0.8”)
Operating Temp (°C)		-40° / +80°C (-40° / 176°F)
Material		Aluminium
Colour		Black
Termination		FME plugs on all ports
Mounting Data		
Fixing		4 × 4mm (0.16”) Mounting holes

PANORAMA ANTENNAS

Panorama Antennas Ltd
Frogmore, London, SW18 1HF, United Kingdom

T: +44 (0)20 8877 4444
F: +44 (0)20 8877 4477
E: sales@panorama-antennas.com
www.panorama-antennas.com

Waiver: The data given above is indicative of the performance of the product/s under particular conditions and does not imply a guarantee of performance. These specifications are subject to change without notice. Copyright © Panorama Antennas Ltd. All rights reserved.